

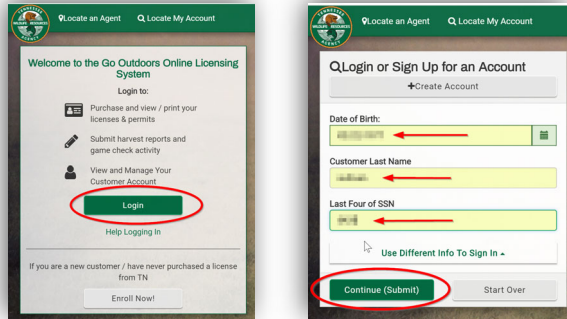


Online License - Sandhill Crane Post-Season Survey Quick Start Guide

Need Help? Call Technical Support at 1-888-891-8972 (Mon - Fri 8:30 AM - 4:00 PM)

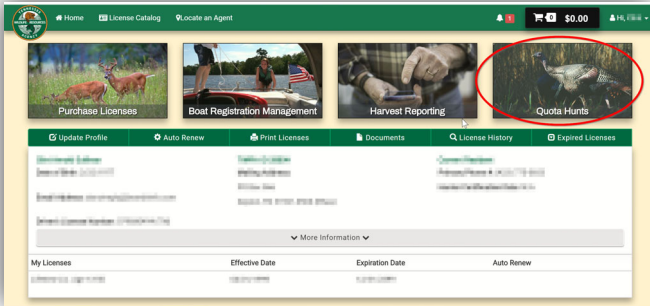
Logging In Go to: License.GoOutdoorsTennessee.com

- Click [Login](#)
- Enter [Date of Birth](#)
- Enter [Last Name](#)
- Enter [Last 4 of SSN](#)
- Click [Continue \(Submit\)](#)



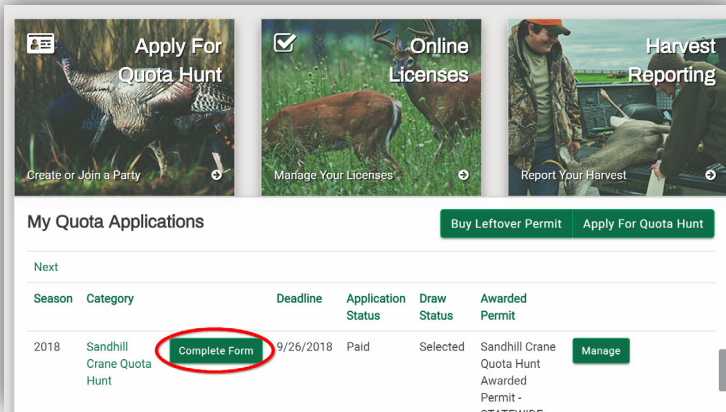
Quota Hunts

From the Customer Profile Page, click the [Quota Hunts](#) Tile.



Open the Survey

Locate the Sandhill Crane Quota Hunt. Successful (Selected) Applicants will have options specific to this hunt. From this Screen, click the [Complete Form](#).



Completing the Survey

Complete **all required fields** for EACH DAY that the hunter hunted, regardless if any Cranes were seen or harvested.

If the customer hunted more than one day in the season, click [Yes](#) for the last question and additional questions will appear for the subsequent hunts. Keep Clicking [Yes](#) for the last question until the events of each day hunted are recorded. Then click [Submit](#).

Once the survey has been submitted, the Thank You Page will appear indicating that the survey has been successfully submitted.